


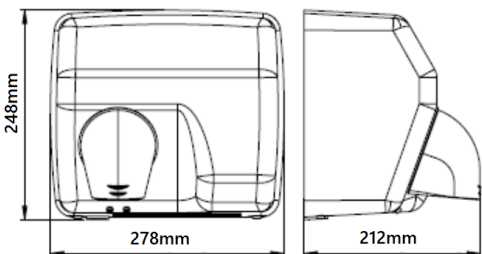







Acme Sanitary Ware Co. Ltd.

1/F, Acme Building, 22-28 Nanking Street, Kowloon, Hong Kong
Tel: 2388 7171 Fax: 2710 8012
Email: acme@acmesanitary.com.hk
Website: www.acmesanitary.com.hk

PROJECT		REF		REV	ITEM CODE	
LOCATION		DATE			PAGE	

SANITARY WARE SPECIFICATION SHEET

Item Descriptions	Mediclinics "Saniflow®" (Spain) Steel wall-mounted automatic hand dryer with rotating nozzle in satin chrome finish	Illustration/ Drawing
Dimensions	L278 x W212 x H248 mm	
Model	E88ACS	
Material/ Finish	Steel / Satin Chrome Finish	
Manufacturer	Mediclinics, S.A. (Spain)	
Supplier	Acme Sanitary Ware Co. Ltd Mr. Eric Wong/ Mr. Don Yuen	
Contact Tel/Fax	(852) 2388-7171 / (852) 2710-8012	
E-mail	acme@acmesanitary.com.hk	
Website	www.acmesanitary.com.hk	
General description <ul style="list-style-type: none">Saniflow® automatic hand dryer is the rotating nozzle dryer that is most widely used in the world, regardless of the location to be fitted.These machines also feature easy maintenance, low noise levels and a high level of user safety. Together with an accurate design of components, SANIFLOW dryers boast the most powerful airflow in the world, which, combined with a comfortable drying temperature, reduces drying times to a minimum.With a 1,5 mm. thick steel cover, these hand dryers are available in 5 different finishes (white or black enameled coating, bright, satin and gold plated). These hand dryers are ideal for Heavy traffic Bathrooms.Thus, these are proven models with a long durability and complete reliability, with anti-vandalism features and designed to be installed in high traffic of people such as airports, large hotels, sport centers, large recreational areas and large official organizations, among others.		
Components & materials: <ul style="list-style-type: none">E88A: 1,5 mm. thick steel cover, white enameled coating finish.E88AB: 1,5 mm. thick steel cover, matte black finish.E88AC: 1,5 mm. thick steel cover, bright finish.E88ACS: 1,5mm. thick steel cover, satin finish.E88AO: 1,5 mm. thick steel cover, gold plated finish.One-piece steel cover fixed to the base by means of 2 vandal-proof lock screws and lock with special Saniflow ® wrench.		

 E88A White enameled coating finish	 E88AB Black enameled coating finish
 E88AC Bright chrome finish	 E88ACS Satin chrome finish
 E88AO Gold plated finish	

Technical Specifications:	
Voltage	220- 240 V
Frequency	50/60 Hz
Electrical Isolation	Class I
Total power	2,250 W
Consumption	10 A
Motor power	250 W
Rpm	5,500
Heating element power	2,000 W
Dimensions	248 x278x212 mm.
Weight	5.9 Kg
Cover thickness	1.5 mm
Drying time	29 sec.
Air velocity	100 Km/h
Air temperature (10 cm distance/21°C)	50 °C
Sound pressure ^(*) (at 2m)	68 dBA
Protection rating	IP23
(*) According to UNE EN ISO 11201:2010 V2 standard.	

Note:

* All information of the above is for the reference only. No prior notice is made if any changes.

Source: Mediclinics.





Acme Sanitary Ware Co. Ltd.

1/F, Acme Building, 22-28 Nanking Street, Kowloon, Hong Kong

Tel: 2388 7171 Fax: 2710 8012

Email: acme@acmesanitary.com.hk

Website: www.acmesanitary.com.hk

Since 1949

PROJECT		REF		REV	ITEM CODE	
LOCATION		DATE			PAGE	

SANITARY WARE SPECIFICATION SHEET

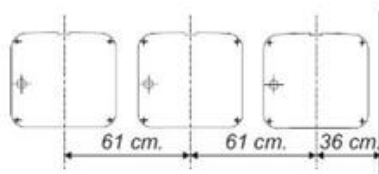
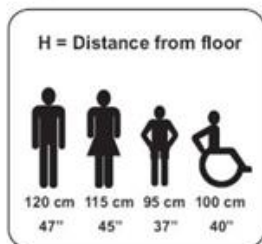
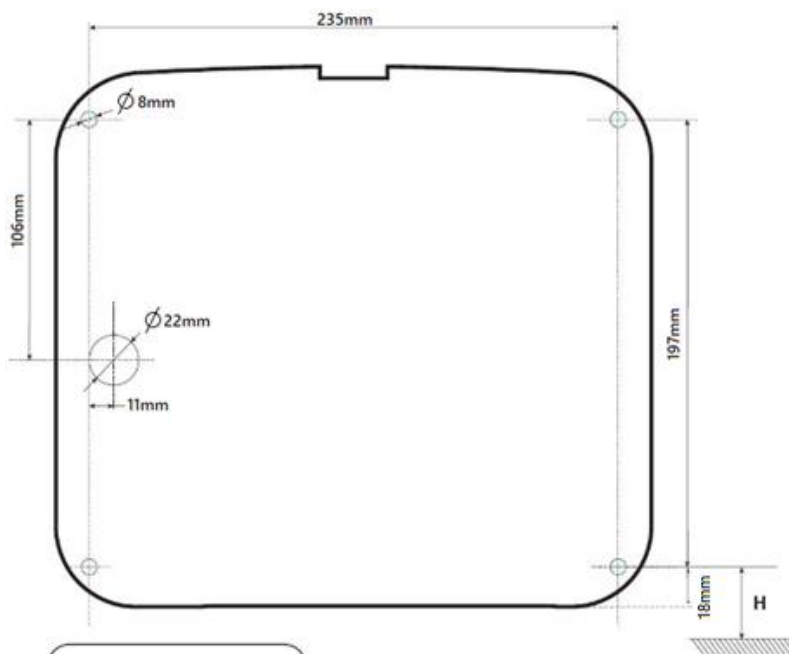
Components & materials:

- Base in aluminium, 3 mm thick, with 4 Ø 8 mm holes for wall mounting.
- Fire resistant plastic UL 94-VO fan scroll.
- Universal brush motor, 5.500 rpm, F class, which includes a safety thermal cut-off.
- Aluminium centrifugal double symmetrical inlet fan wheel.
- Waved wire NiCrheating element on a mica frame that incorporates a thermal cut-off.
- 360° Nozzle in chrome plated Zamak.
- Electronic detection sensor by infrared beams.
- 4 silent blocks to eliminate vibrations.

Operation

Place the hands under the rotating nozzle. The dryer will start automatically, and go on with no interruption as long as the hands are kept in the detection range of the sensor. The appliance will stop 2 seconds after the hands are removed from the airflow.

Mounting (Recommended heights distance from the floor)



Maintenance videos



Cover removal :

<https://youtu.be/qnYWfwnxaoA>

Electronic circuit board replacement :

<https://youtu.be/Flxhe1ZgUkU>

Motor replacement :

<https://youtu.be/3mbC2kTkocU>

Carbon Brushes Replacement :

<https://youtu.be/HVnxCtRsE-g>

Heating element replacement :

<https://youtu.be/EjS0QU5bGeU>

Fan wheel replacement :

<https://youtu.be/50TQUzsosyA>

Note:



* All information of the above is for the reference only. No prior notice is made if any changes.

Source: Mediclinics,



Acme Sanitary Ware Co Ltd

Acme Building, 22-28 Nanking Street, Kowloon, Hong Kong

Tel: 2388 7171 Fax: 2710 8012

E-mail: acme@acmesanitary.com.hk

Website: www.acmesanitaryware.com.hk

HAND DRYERS

Table

	MODEL	OPERATION		DIMENSIONS (mm)	Ionizer	HEPA filter media	Drain Pipe	ADJUSTABLE POWER	MOTOR			TRAFFIC FREQUENCY					
		manual	sensor						induction	brush	brushless	HIGH	MEDIUM	LOW			
	dualflow ^{plus}														dualflow ^{plus}		
	M24A		●	L320xD228xH665	✱	●	✱				●	●					
	M24AB		●		✱	●	✱				●	●					
	M24ACS		●		✱	●	✱				●	●					
	M14A		●		✱	●	✱	●		●		●					
	M14AB		●		✱	●	✱	●		●		●					
	M14ACS		●		✱	●	✱	●		●		●					
	machflow ^{plus} / machflow ⁺														machflow ^{plus} / machflow ⁺		
	M19A		●	L213xD170xH330	✱	✱		●			●	●					
	M19AB		●		✱	✱		●			●	●					
	M19AC		●		✱	✱		●			●	●					
	M19ACS		●		✱	✱		●			●	●					
	M09A		●		✱	✱		●	●			●					
	M09AB		●		✱	✱		●	●			●					
	M09AC		●		✱	✱		●	●			●					
	M09ACS		●		✱	✱		●	●			●					
	speedflow ^{plus} / speedflow ⁺														speedflow ^{plus} / speedflow ⁺		
	M17A		●	L290xD100xH270 (INSIDE CABINET)	✱	●		●		●		●					
	M17AB		●		✱	●		●		●		●					
	M17AC		●		✱	●		●		●		●					
	M17ACS		●		✱	●		●		●		●					
	M17AF		●		✱	●		●		●		●					
	M06A		●					●		●		●					
	M06AB		●					●		●		●					
	M06AC		●					●		●		●					
	M06ACS		●					●		●		●					
	M06AF		●					●		●		●					
	soniflow ⁺														soniflow ⁺		
	E05	●		L276xD214xH245						●		●					
	E05B	●								●		●					
	E05C	●								●		●					
	E05CS	●								●		●					
	E85	●		L282xD215xH255						●		●					
	E88	●		L278xD212xH248						●		●					
	E88B	●								●		●					
	E88C	●								●		●					
	E88CS	●								●		●					
	E88O	●								●		●					
	E05A		●		L276xD214xH245	●					●		●				
	E05AB		●	●						●		●					
	E05AC		●	●						●		●					
	E05ACS		●	●						●		●					
E85A		●	L282xD215xH255	●					●		●						
E88A		●	L278xD212xH248	●					●		●						
E88AB		●		●					●		●						
E88AC		●		●					●		●						
E88ACS		●		●					●		●						
E88AO		●		●					●		●						
	mediflow ⁺														mediflow ⁺		
	M02A		●	L275xD164xH325	●					●			●				
	M02AB		●		●					●			●				
	M02AC		●		●					●			●				
	M02ACS		●		●					●			●				
	M03A		●		●					●			●				
	M03AB		●		●					●			●				
	M03AC		●		●					●			●				
	M03ACS		●		●					●			●				
	optima														optima		
	M99A		●	L260xD150xH302	●				●				●				
	M99AC		●		●				●			●					
	M99ACS		●		●				●			●					
	juniorplus														juniorplus		
	M88APLUS		●	L253xD150xH303	●				●				●				
	M88PLUS	●		L253xD153xH303					●				●				
	smartflow ⁺														smartflow ⁺		
	M04A		●	L147xD138xH259	●					●				●			
	M04AC		●		●					●				●			
	M04ACS		●		●					●				●			

✱ Optional